



Surge Protection Barrier

M-LB-2.30.T3.D

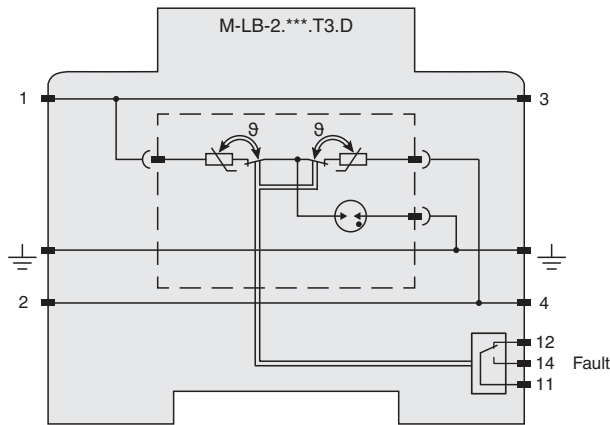
- Surge protection for 2 supply lines
- Type 3 acc. to EN 61643-11
- Nominal voltage 24 V AC
- Pre-wired unit
- Operating state and fault indication of every protected line
- Fault indication output
- DIN rail mountable



Function

This device is a modular surge protection barrier (type 3 acc. to EN 61643-11) with error message output (floating changeover contact). The complete device consists of a base module and plug-in protection modules and is ready for installation. The base part offers multifunctional terminals for connection of conductors and busbars. Every protection module is locked in the base module and can be changed without tools via release buttons.

Connection



Release date: 2022-01-13 Date of issue: 2022-01-13 Filename: 263956_eng.pdf

Refer to "General Notes Relating to Pepperl+Fuchs Product Information".

Pepperl+Fuchs Group
www.pepperl-fuchs.com

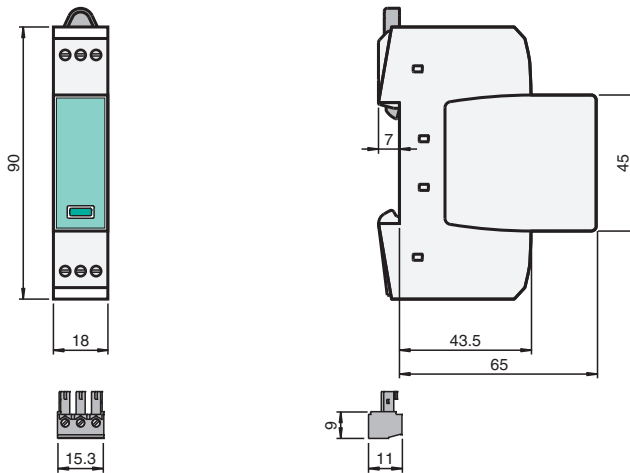
USA: +1 330 486 0002
pa-info@us.pepperl-fuchs.com

Germany: +49 621 776 2222
pa-info@de.pepperl-fuchs.com

Singapore: +65 6779 9091
pa-info@sg.pepperl-fuchs.com

PF PEPPERL+FUCHS

Dimensions



Technical Data

General specifications

Device type	type 3 acc. to EN 61643-11:2013 class III acc. to IEC 61643-1:2011	
Number of protected supply lines	2	
Suitable components	protection module M-LB-2.30.T3.M	

Electrical specifications

Nominal voltage	24 V AC, 50 ... 60 Hz	
Maximum continuous operating voltage	U_c	30 V AC, 50 ... 60 Hz 30 V DC
Nominal discharge current (8/20 μ s)	I_n	1 kA
Max. surge current (8/20 μ s)	I_{max}	2 kA
Voltage protection level	U_p	max. 180 V (L-N) max. 630 V (L/N-PE)
Reaction time	t_A	max. 25 ns (L-N) max. 100 ns (L/N-PE)
Short-circuit-proof	6 kA _{eff} at max. mains-side overcurrent protection	
Overcurrent protection	max. 25 A gL/gG (B 25 A) , mains-side	

Fault indication output

Connection	terminals 11, 12, 14	
Output	volt-free change-over contact	
Switch power	AC: 250 V / 0.5 A DC: 250 V/0.1 A; 125 V/0.2 A; 75 V/0.5 A; 24 V/0.5 A	

Indicators/settings

Display elements	status display operating state (green) fault indication (red)	
------------------	---	--

Directive conformity

Low voltage		
Directive 2014/35/EU	EN 61643-11:2012	

Conformity

Degree of protection	IEC 60529:2013	
Shock resistance	EN 60068-2:2010	
Vibration resistance	EN 60068-2:2010	

Operating conditions

Installation conditions		
Mounting location	indoor	

Ambient conditions

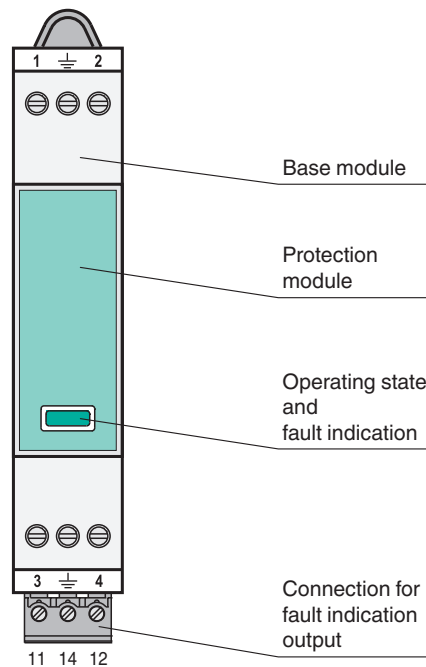
Ambient temperature	-40 ... 80 °C (-40 ... 176 °F)	
Relative humidity	5 ... 95 %	

Technical Data

Mechanical specifications	
Degree of protection	IP20
Core cross section	- min. 0.5 mm ² solid/flexible - max. 4 mm ² stranded/2.5 mm ² flexible
Material	
Housing	thermoplastic, color grey , UL 94 V-0
Mass	approx. 120 g
Dimensions	18 x 90 x 72 mm (0.7 x 3.6 x 2.8 inch) (W x H x D) , 1 TE acc. to DIN 43880
Mounting	on 35 mm DIN mounting rail acc. to EN 60715:2001
General information	
Supplementary information	Observe the certificates, declarations of conformity, instruction manuals, and manuals where applicable. For information see www.pepperl-fuchs.com .

Assembly

Front view



Release date: 2022-01-13 Date of issue: 2022-01-13 Filename: 263956_eng.pdf

Refer to "General Notes Relating to Pepperl+Fuchs Product Information".